

# Participatory Action Research on COVID-19 Testing and Vaccination

*February 2021*



COMMUNITY CARE  
OF  
BROOKLYN



Maimonides  
Medical Center



Wellness Empowerment for Brooklyn

# Table of Contents

- Executive Summary ..... 3
- Overall Survey Findings ..... 4
- Community Profiles ..... 12
- Bedford Stuyvesant – Crown Heights ..... 13
- Bensonhurst – Bay Ridge ..... 16
- Borough Park ..... 20
- Canarsie – Flatlands ..... 24
- Coney Island – Sheepshead Bay ..... 28
- Downtown Brooklyn ..... 31
- East Flatbush and Flatbush ..... 34
- East New York ..... 38
- Sunset Park ..... 41
- Williamsburg - Bushwick ..... 45
- 2021 “RAPID PAR” Survey Tool ..... 47

## Executive Summary

### **Overview**

While celebrated for their diversity, many Brooklyn neighborhoods are also characterized by racial segregation and attendant harmful effects on health and related outcomes. The COVID-19 crisis has exacerbated these longstanding challenges. People of color are dying from COVID-19 at twice the rate of whites and are less likely to be tested or get vaccinated. Although COVID-19 infection, testing, and vaccine data in NYC overall is showing a positive outlook, the same is not true for Brooklyn. As of February 8, 2021, the number of daily new cases (1,168); deaths (6,853); and hospitalizations (23,583) have either remained stable or increased week-to-week.

Community Care of Brooklyn/Maimonides Medical Center (CCB/MMC) supports community-driven interventions that address social determinants of health, thereby strengthening individuals and communities and improving economic conditions that make people especially vulnerable during times like the COVID-19 crisis. In order to learn more about a) the range of barriers to testing and vaccination; and b) the most effective ways of communicating about testing and vaccination, we at Brooklyn Communities Collaborative activated our network of Wellness Empowerment for Brooklyn (WEB) Participatory Action Research (PAR) youth researchers.

### **Research Methodology**

From January 27th - February 1, 2021, a team of 22 WEB youth researchers conducted a brief survey on experiences and perspectives with COVID-19 testing and vaccination with more than 1,600 Brooklynites. Each of the youth researchers participated in previous PAR community studies sponsored by CCB/MMC and have been trained in the social determinants of health, NYC DOHMH community health profiles, and PAR methodology.

The seven-question survey tool was designed by CCB/MMC with input from community stakeholders. The youth researchers were prepared to conduct the survey via virtual information and training sessions during which key facts about COVID-19, testing and vaccination were presented to them by a MMC doctor, who also answered questions from the team. The team was then trained on how to conduct the surveys and enter the data. (see p. 11 for the survey questions)

The team conducted the surveys using their social networks, beginning with their peers and family members living in Brooklyn ages 16+. All survey results were entered in an anonymous online form by the students. Upon conclusion of the survey period, CCB/MMC facilitated a virtual focus group for the youth researchers during which CCB/MMC staff and youth researchers discussed and documented the qualitative aspects of carrying out the survey and the range of responses to its open-ended questions.

# Overall Survey Findings

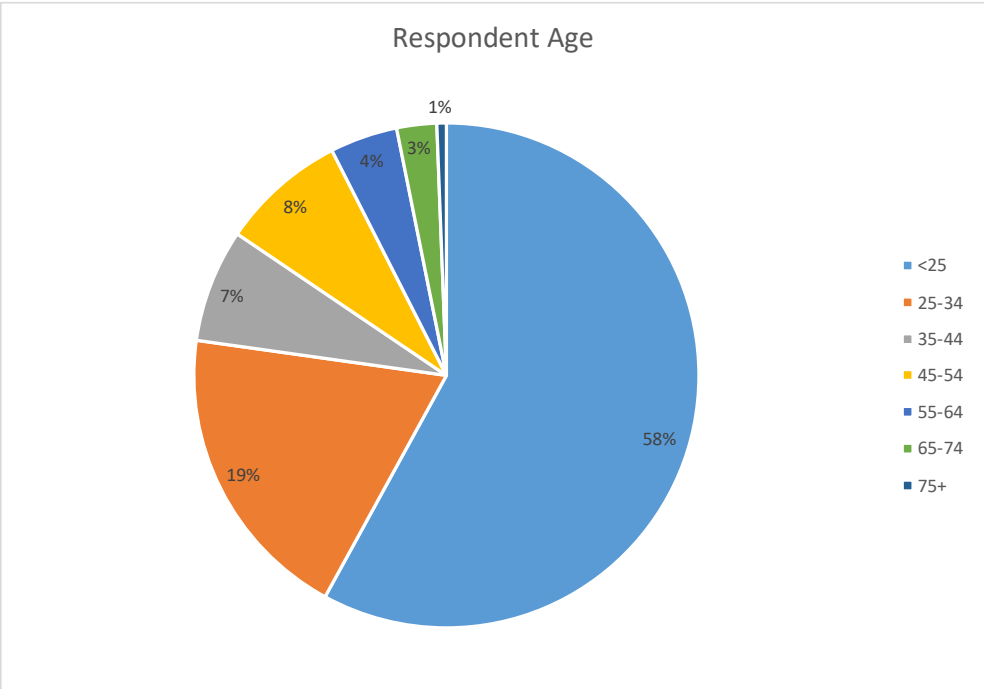
## Our respondents

### Zip

Survey respondents live in neighborhoods across Brooklyn, with the highest percentages in Sunset Park, Flatbush, Flatlands, Borough Park and Canarsie.

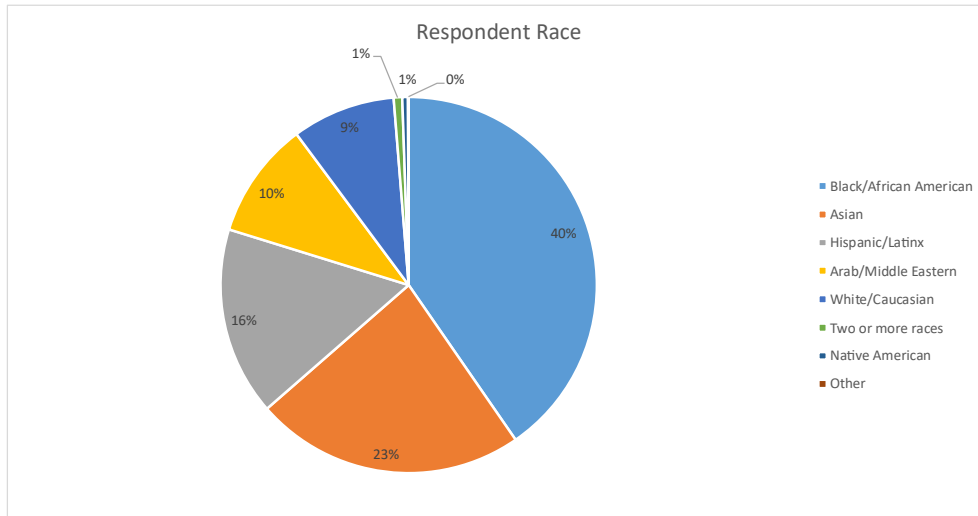
### Age

Most of respondents were between 18-44 years old, with 58% between 16-25; and 19% between 24-34 years old.



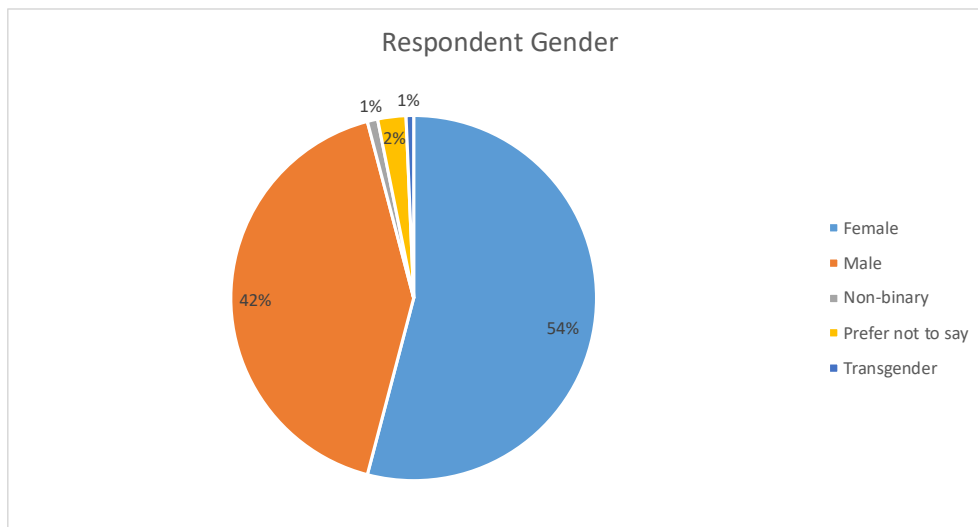
### Race

Most of our respondents were Black (40.4%). More than 23% percent of respondents were Asian, including South Asian; 16.2% were Hispanic/Latinx; 10% Arab/Middle Eastern; and 8.9% were white.



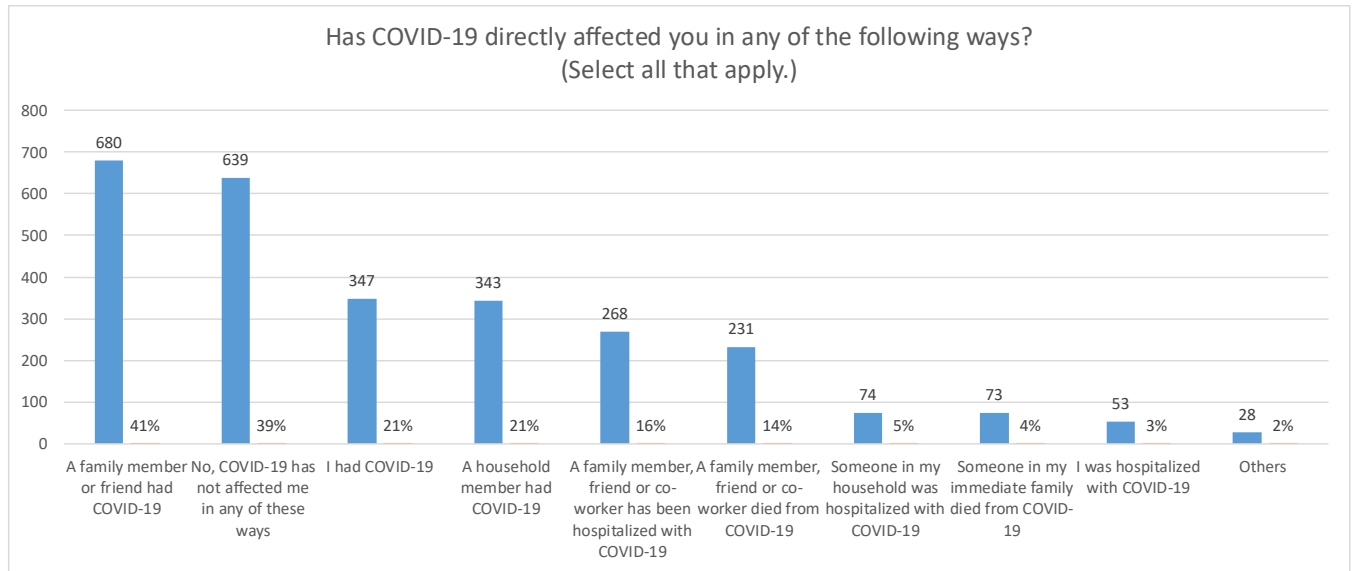
### Gender

Nearly fifty-five percent (54.7%) of respondents were female, 41.7% male. The remaining were non-binary, transgender or preferred not to say,



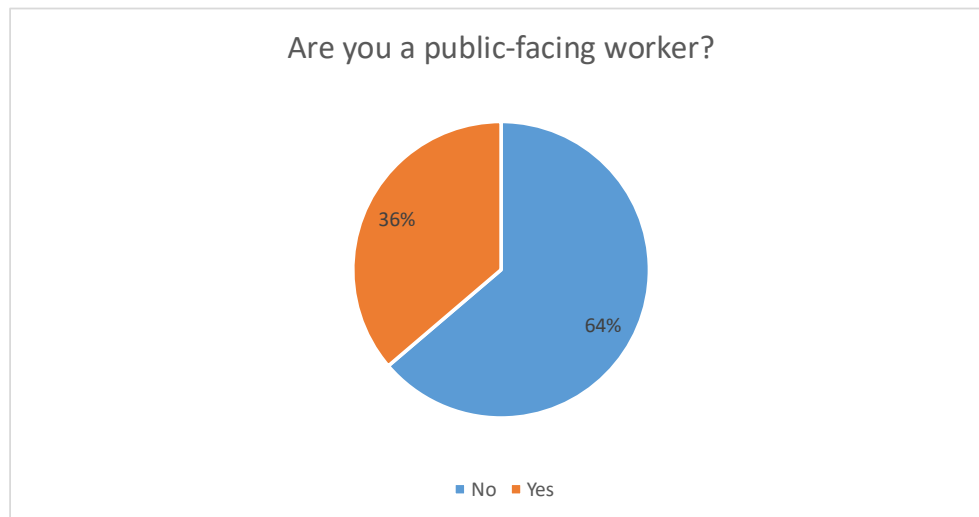
### Direct experience with COVID-19

Sixty-one percent of our respondents had direct experience with COVID-19: 21% of respondents contracted COVID-19 themselves; 21% reporting that a household member contracted COVID-19. Thirty-nine percent of our respondents did not have direct experience with COVID-19, meaning that they themselves did not contract the virus, nor did their close friends or family members.



### Public-facing workers

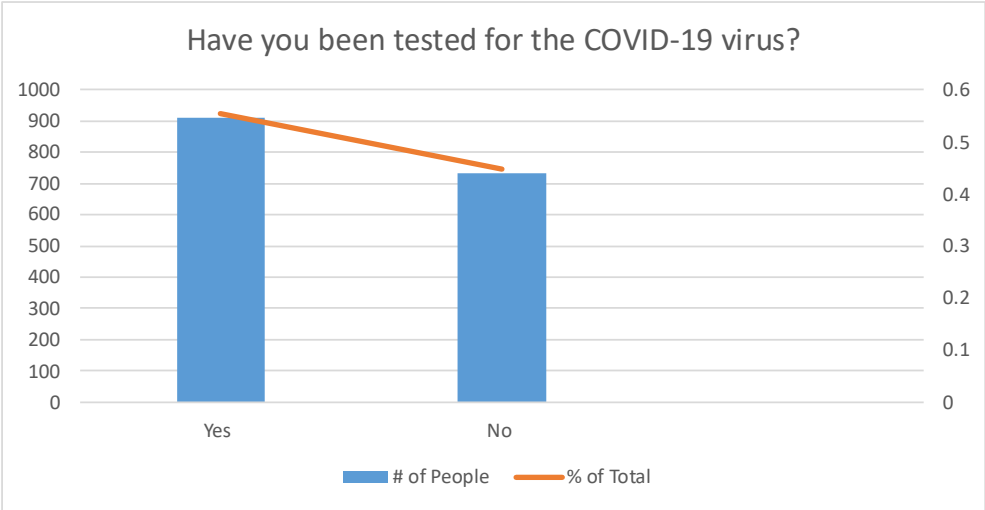
Thirty-six percent of respondents were public facing workers.



Those respondents who were public-facing workers, however, and who generally face greater risk of infection, were not more inclined to want to be vaccinated. Just 35% of respondents who were also public facing workers indicated that they plan to be vaccinated, a rate lower than those surveyed who are not public facing workers, 42% of whom indicated that they plan to be vaccinated.

**Testing**

More than half (55.4%) of respondents were tested for COVID-19. Of the respondents who WERE TESTED, the most common responses were that they were tested because 1) they were exposed to someone who tested positive (41.4%); 2) because they were not feeling well (36.1%); and that the test was mandated by their job (24.9%).



Of those respondents who were NOT TESTED, the top three reasons indicated were: 1) that they haven't felt sick; 2) that they heard that the test was a very uncomfortable/painful experience; and 3) that they were worried about being exposed to others who might have COVID-19 while at a testing site.

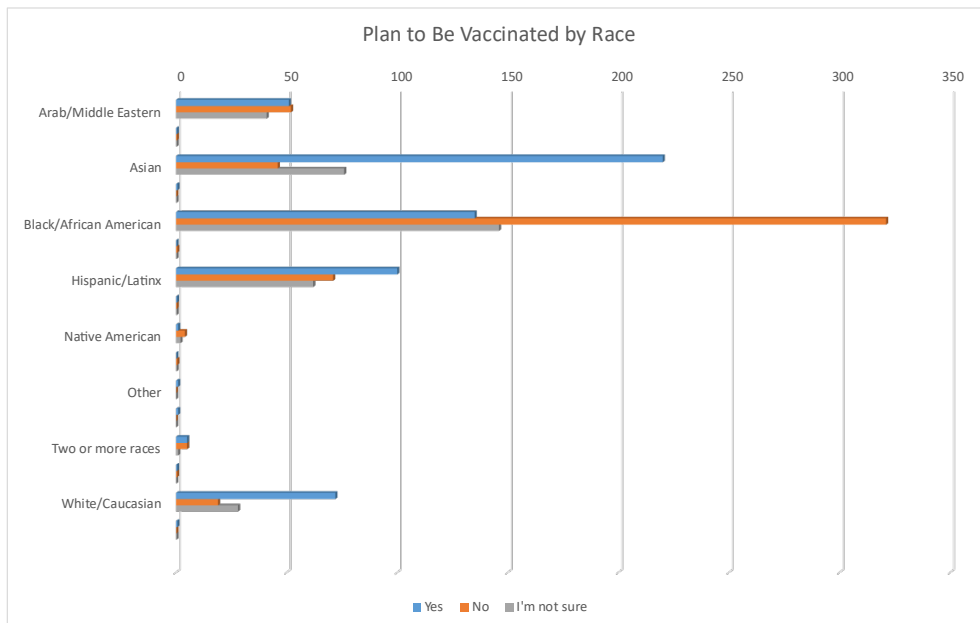
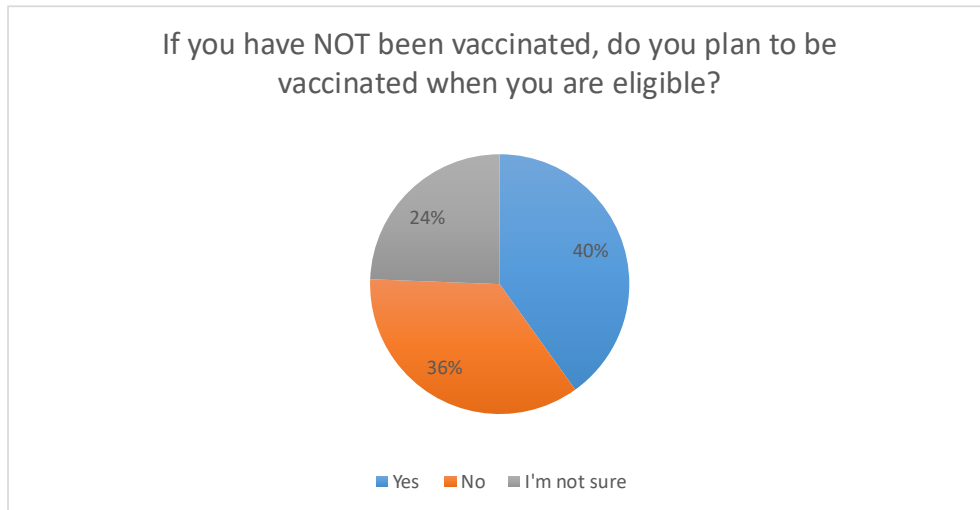
**How respondents would improve the testing experience**

We asked respondents in an open-ended format about how they would improve the testing experience. The majority expressed a need for better accessibility to, and efficiency at, testing centers. They also suggested more efficient and comfortable testing methods. Some respondents proposed that testing sites add additional staff to streamline efficiency through decreased wait time and long lines. Respondents also remarked on a need for better social distancing in testing locations, improved bedside manner, and a general increase in available information on the testing procedure. One respondent went as far as to compare their testing experience to Black Friday shopping.

## Vaccination

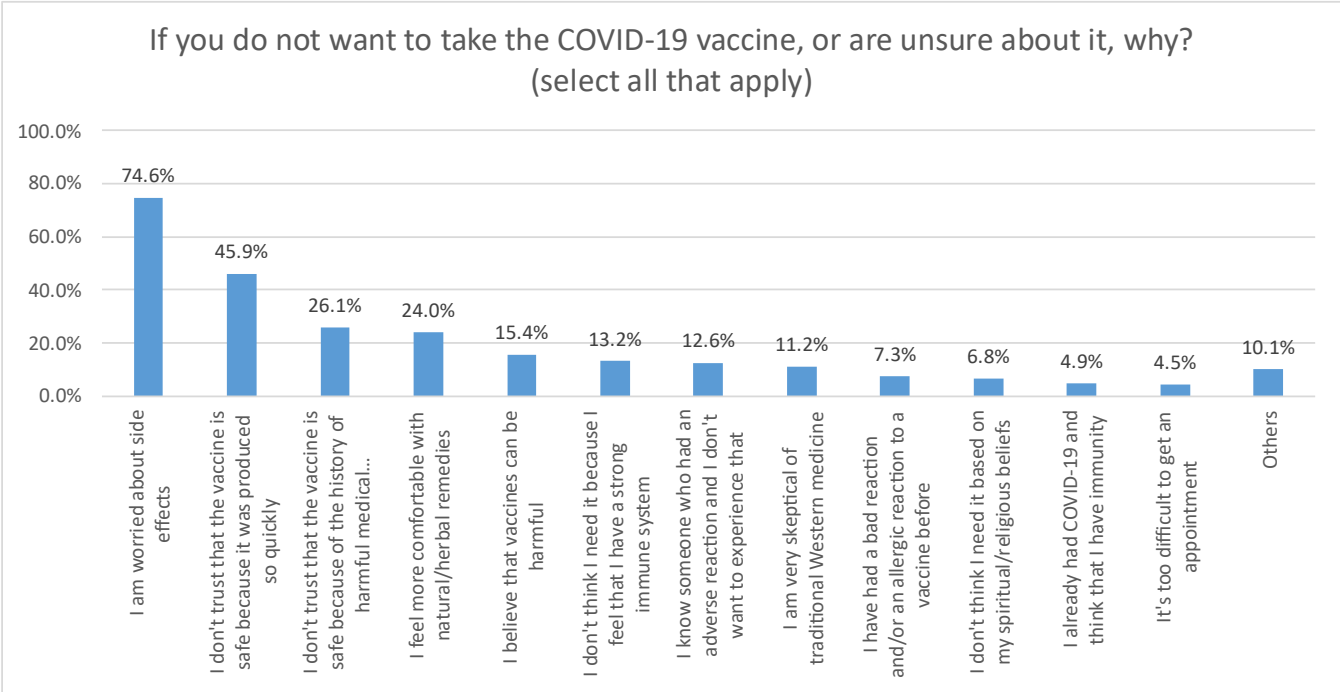
Just 10.7% of respondents had received the vaccine. This low rate is likely due to the young age of our respondents, as well as the scarcity of the vaccine during the survey period.

We asked those who had not yet been vaccinated whether they planned to be vaccinated, or if they were unsure. While 40.1% of respondents indicated that yes, they did plan to be vaccinated, 59.9% either did not plan to be vaccinated, or were unsure.





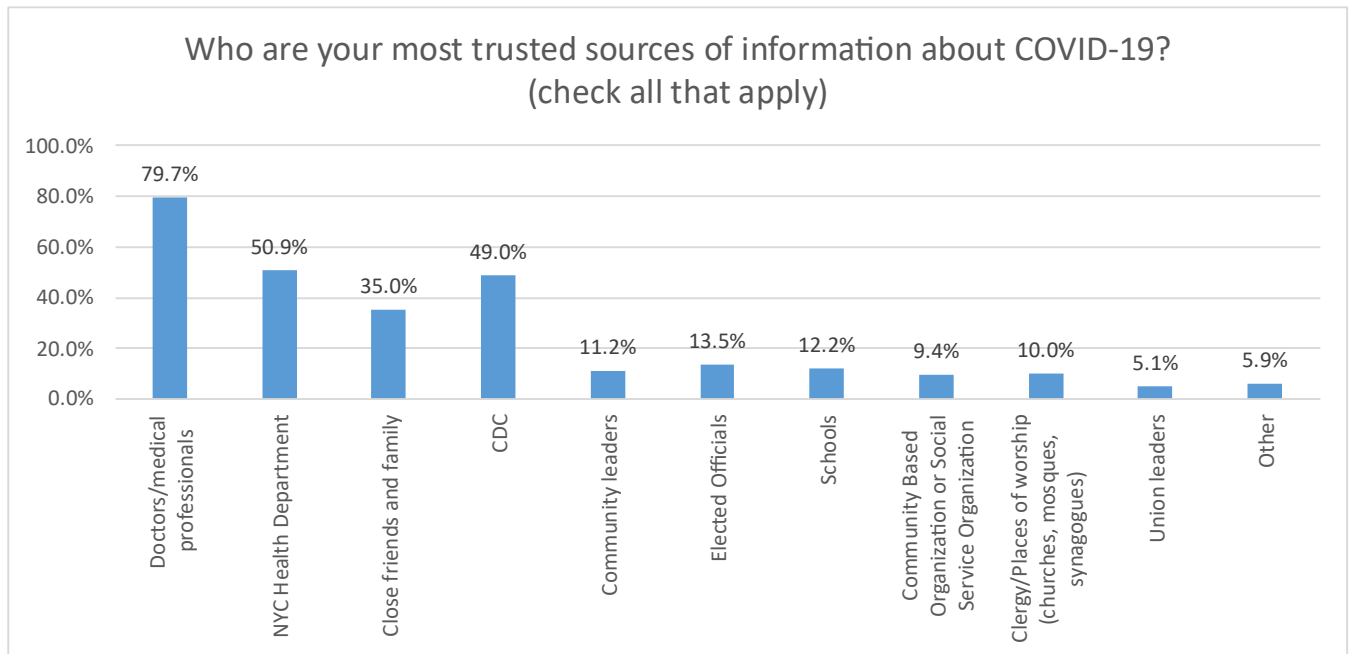
We asked those who do not want to be vaccinated, or who are unsure, what best describes their hesitation. Concern about side effects, and about the safety of the vaccine because it was produced so quickly were the most commonly indicated causes of hesitation.



In our review of 'other' responses and during our debriefing session with the research team we noted that, citing unknown long-term effects of the vaccine, respondents who were pregnant or have future plans of starting a family were hesitant towards the vaccine. The issue of mistrust regarding information on the COVID-19 vaccine was a common theme; specifically, respondents replied that they did not "trust the government" or that "social media has been putting up an image of the vaccine being unsafe." Finally, some respondents claimed that while they did want to get the vaccine, they had already faced difficulties scheduling an appointment and were worried about accessibility going forward.

### Most trusted sources of information about COVID-19

The three most trusted sources of information about COVID-19 among survey respondents were doctors/medical professionals (79.5%), the NYC Department of Health and Mental Hygiene (50.9%), and the Centers for Disease Control (49%).



There was some variation on trusted sources of information about COVID-19 by race, with Asians and South Asians indicating greater trust in the CDC over the NYC DOHMH; and Hispanics indicating greater trust in close friends and family members over the CDC or the NYC DOHMH.

Review of responses to the “other” option for this question showed a general lack of confidence in who to trust for information about COVID-19, with specific mistrust of political leaders.

### Most effective ways of communicating to the most people

When asked to select the TOP THREE most effective ways of communicating to the most people about COVID-19 testing and vaccination, respondents overall indicated: healthcare providers (57.9%); Facebook (9.7%); and Tik Tok (6.8%).

### Questions and suggestions from survey respondents

At the survey’s end, respondents were asked whether they had any big questions and/or whether there was anything they would like to add. The points below summarize key themes:

- Is it possible to get COVID-19 twice?
- Is the vaccine safe and what is its general make-up?
- What is the best way to get reliable information on the vaccine?

- Will the vaccine be mandated by the government in the future?
- What are the best ways to receive updates about vaccine eligibility for general and younger populations?
- Will mask wearing and quarantining be necessary with the vaccine?
- Are there non-computerized ways for scheduling appointments, especially for elderly populations?
- Can vaccine trucks be used for home delivery?

Regarding messaging and communication platforms, respondents suggested using culturally-specific social media, for example “WeChat” for Chinese communities. One respondent suggested disseminating this information in the same format as AMBER alerts.

### **Feedback from Youth Survey Team**

After completing the surveying processes the survey team re-grouped virtually to give more insights on their overall surveying experience. The team surveyed mostly their family, friends, and friends' parents. They expressed that conducting the surveys made them realize that the impacts of COVID-19 were more wide-spread than they initially thought, even that there were even deaths within families that they were unaware of. Some team members described the severe toll that has been taken on people's mental health.

Surveyors noted that some respondents were scared to take the vaccine because of what they heard from family members, friends, and health care professionals. Some were told that the vaccine would make them sicker, cause them to develop the virus, cause paralysis, and/or lead to infertility. These misconceptions stress the need for clearer and more accessible information on the COVID-19, the vaccine for it, and vaccines in general.

The youth survey team also provided suggestions on improving the testing experience for COVID-19 by having outdoor tents, heating/air conditioning systems, and a sign-in and text system to aid in the efficiency and comfort of the testing process. The youth survey team was pleased to be a part of the RAPID PAR project because they feel as though they are helping to make a change within communities that need it most during these unprecedented times.

## Community Profiles

Among all survey respondents, some consistent findings and themes were identified:

- Most Brooklyn residents had not been tested for COVID-19 because they have not felt sick but plan to be vaccinated when eligible.
- People who said no or were unsure about getting the COVID-19 vaccine once eligible were commonly worried about the side effects.
- Across each neighborhood, the most trusted source of information was doctors and medical professionals, followed by the CDC and the NYC Health Department.

However, some individual neighborhoods presented unique findings and opportunities for outreach:

- 31% of Black/African American respondents in East Flatbush and 68% of Black/African American respondents in East New York stated that they feel more comfortable with natural/herbal remedies as opposed to receiving the vaccine
- In Bensonhurst – Bay Ridge, only 33% of Arab/Middle Eastern respondents planned to be vaccinated once eligible. 52% said this decision was based on spiritual or religious beliefs.

Below you will find data on the top three responses for the following survey questions varying by neighborhood and race/ethnicities:

- What are some of the reasons why you haven't been tested?
- If you have NOT been vaccinated, do you plan to be vaccinated when you are eligible?
- If you do not want to take the COVID-19 vaccine or are unsure about it, why?
- Who are your most trusted sources of information about COVID-19?
- From your perspective, what are the top 3 ways to reach the most people with information about vaccines and testing?

## Bedford Stuyvesant – Crown Heights

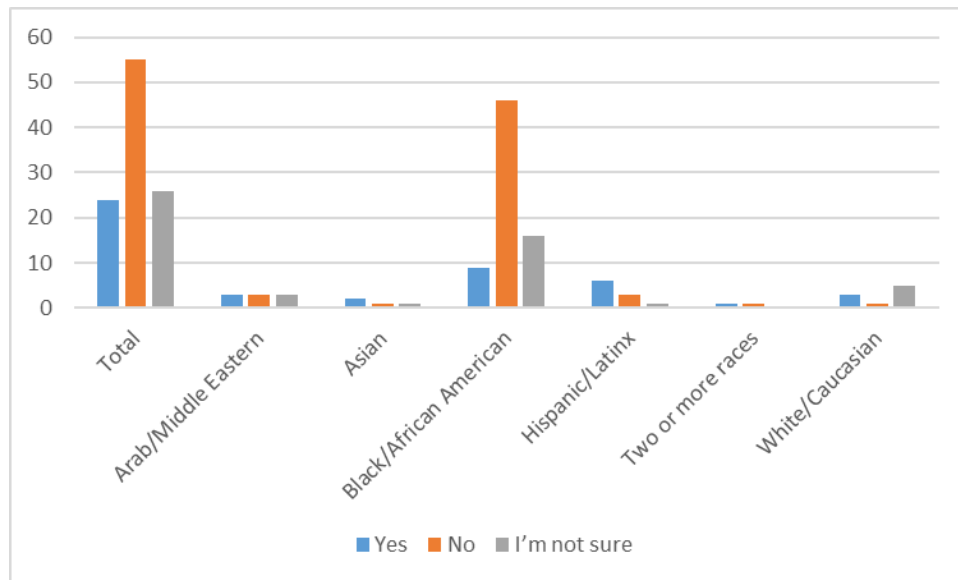
The following data shows that most surveyed Bedford Stuyvesant – Crown Heights residents had not been tested for COVID-19 because they did not feel sick. More than half of residents surveyed (52%) did not plan to be vaccinated once eligible; the other half were split, with 23% saying they plan to be vaccinated and 25% saying they were not sure. This was not true across all racial or ethnic groups surveyed: the majority of Hispanic/Latinx respondents (60%) said that they plan to be vaccinated once eligible. The most common response (67%) for not wanting to take the COVID-19 vaccine was the concern about the side effects. The most trusted source of information about COVID-19 in Bedford Stuyvesant – Crown Heights were doctors or medical professionals. The majority of Bedford-Stuyvesant respondents ranked healthcare providers as the first, second, and third most effective way to reach the most people. Email, Instagram, and Facebook were the top second and third ratings after healthcare providers.

### What are some of the reasons why you haven't been tested?

Race/Ethnicity	Total	I haven't felt sick	I heard that it is a very painful/uncomfortable experience	I was worried about being exposed to others who might have COVID-19
<b>Total</b>	<b>31</b>	<b>25</b>	<b>4</b>	<b>4</b>
Arab/Middle Eastern	1	1	0	0
Asian	2	1	0	1
Black/African American	27	22	4	3
White/Caucasian	1	1	0	0

If you have NOT been vaccinated, do you plan to be vaccinated when you are eligible? (Also depicted in chart below.)

Race/Ethnicity	Total	Yes	No	I'm not sure
<b>Total</b>	<b>105</b>	<b>24</b>	<b>55</b>	<b>26</b>
Arab/Middle Eastern	9	3	3	3
Asian	4	2	1	1
Black/African American	71	9	46	16
Hispanic/Latinx	10	6	3	1
Two or more races	2	1	1	0
White/Caucasian	9	3	1	5



If you do not want to take the COVID-19 vaccine, or are unsure about it, why?

Race/Ethnicity	Total	I am worried about side effects	I don't trust that the vaccine is safe because it was produced so quickly	I don't trust that the vaccine is safe because of the history of medical experimentation on people
<b>Total</b>	<b>81</b>	<b>54</b>	<b>33</b>	<b>30</b>
Arab/Middle Eastern	6	3	2	6
Asian	2	1	0	0
Black/African American	62	46	31	24
Hispanic/Latinx	4	2	0	0
Two or more races	1	1	0	0
White/Caucasian	6	1	0	0

**Who are your most trusted sources of information about COVID-19?**

Race/Ethnicity	Total	Doctors/ medical professionals	NYC Health Department	CDC
<b>Total</b>	<b>108</b>	<b>82</b>	<b>47</b>	<b>44</b>
Arab/Middle Eastern	10	6	8	6
Asian	4	4	2	1
Black/African American	72	57	29	28
Hispanic/Latinx	10	6	3	6
Two or more races	2	1	1	0
White/Caucasian	10	8	4	3

**From your perspective, what are the top 3 ways to reach the most people with information about vaccines and testing?**

Race/Ethnicity	Count	Top 3 Choices
<b>Total</b>	<b>106</b>	
<b>Arab/Middle Eastern</b>	10	Healthcare providers Radio, virtual town hall Virtual town hall
<b>Asian</b>	4	Phone Email (1), Instagram (1), Tik Tok (1), text message (1) Facebook, Tik Tok, postal mail, Twitter
<b>Black/African American</b>	72	Healthcare providers *Email, Instagram *Facebook, Instagram
<b>Hispanic/Latinx</b>	10	Healthcare providers TV ads TV ads
<b>White/Caucasian</b>	10	TV ads Phone call Healthcare providers (2), TV ads (2), Tik Tok (2), Phone call

*\*Note: In instances where the top 1st, 2nd, and 3rd choices were the same, runners up in 2nd and/or 3rd rankings are included.*

## Bensonhurst – Bay Ridge

The following data shows that most surveyed Bensonhurst – Bay Ridge residents had not been tested for COVID-19 because they did not feel sick. The majority of respondents (60%) plan to be vaccinated once eligible, especially across Asian, Black/African American, Hispanic/Latinx, and White/Caucasian respondents. However, Arab/Middle Eastern respondents had the smallest percentage (33%) planning to be vaccinated once eligible. Arab/Middle Eastern respondents were also unique in their allusion to religious or cultural beliefs as the reason for not wanting to be vaccinated, selecting “I don’t think I need it based on my spiritual/religious beliefs” (52% of respondents) and “I am very skeptical or Western medicine” (52% of respondents). However, the most common response (75%) as the reason for not wanting to take the COVID-19 vaccine was concern about the side effects. The most trusted source of information about COVID-19 in Bensonhurst – Bay Ridge were doctors or medical professionals. Interestingly, White/Caucasian respondents in this neighborhood were the only group to rate the CDC higher than the NYC Health Department as a trusted source of information about COVID-19. The majority of respondents in Bensonhurst – Bay Ridge ranked healthcare providers as the most effective way to reach the most people. Instagram (25), Facebook (23), and YouTube (20) were ranked second and email third.

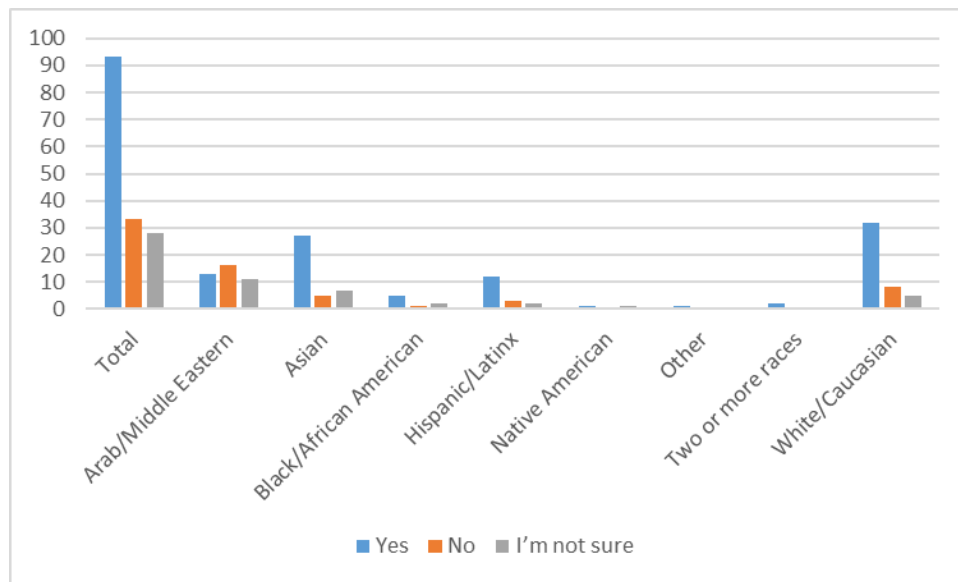
### What are some of the reasons why you haven’t been tested?

Race/Ethnicity	Total	I haven’t felt sick	I don’t have enough time	I heard that it is a very painful/uncomfortable experience
<b>Total</b>	<b>73</b>	<b>65</b>	<b>13</b>	<b>12</b>
Arab/Middle Eastern	23	21	5	0
Asian	21	19	3	4
Black/African American	5	5	1	1
Hispanic/Latinx	10	7	2	3
Native American	2	2	0	1
White/Caucasian	12	11	2	3



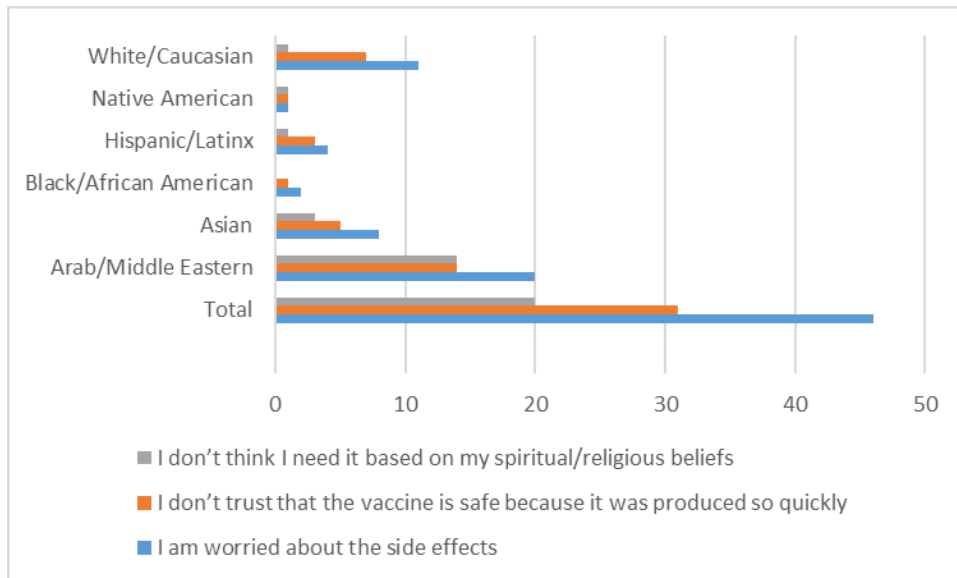
If you have NOT been vaccinated, do you plan to be vaccinated when you are eligible? (Also depicted in chart below.)

Race/Ethnicity	Total	Yes	No	I'm not sure
<b>Total</b>	<b>154</b>	<b>93</b>	<b>33</b>	<b>28</b>
Arab/Middle Eastern	40	13	16	11
Asian	39	27	5	7
Black/African American	8	5	1	2
Hispanic/Latinx	17	12	3	2
Native American	2	1	0	1
Other	1	1	0	0
Two or more races	2	2	0	0
White/Caucasian	45	32	8	5



If you do not want to take the COVID-19 vaccine, or are unsure about it, why? (Also depicted in chart below.)

Race/Ethnicity	Total	I am worried about the side effects	I don't trust that the vaccine is safe because it was produced so quickly	I don't think I need it based on my spiritual/religious beliefs
<b>Total</b>	<b>61</b>	<b>46</b>	<b>31</b>	<b>20</b>
Arab/Middle Eastern	27	20	14	14
Asian	12	8	5	3
Black/African American	3	2	1	0
Hispanic/Latinx	5	4	3	1
Native American	1	1	1	1
White/Caucasian	13	11	7	1



**Who are your most trusted sources of information about COVID-19?**

Race/Ethnicity	Total	Doctors/ medical professionals	NYC Health Department	CDC
<b>Total</b>	<b>176</b>	<b>153</b>	<b>85</b>	<b>78</b>
Arab/Middle Eastern	46	40	30	6
Asian	45	40	22	26
Black/African American	11	11	4	5
Hispanic/Latinx	17	16	11	7
Native American	2	1	0	1
Other	1	1	1	0
Two or more races	3	3	3	3
White/Caucasian	51	41	14	30

**From your perspective, what are the top 3 ways to reach the most people with information about vaccines and testing?**

Race/Ethnicity	Count	Top 3 Choices
<b>Total</b>	<b>170</b>	
<b>Arab/Middle Eastern</b>	46	Healthcare providers Instagram Healthcare providers, Instagram, Twitter
<b>Asian</b>	45	Healthcare providers Facebook (9), YouTube (7) TV
<b>Black/African American</b>	11	Healthcare providers Facebook, Instagram, Twitter, YouTube (evenly divided) YouTube, Tik Tok, Twitter
<b>Hispanic/Latinx</b>	17	Healthcare providers Healthcare providers, TV ads (evenly divided) Email, healthcare providers
<b>White/Caucasian</b>	51	Healthcare providers Facebook, postal mail Email (8), Facebook (7), Instagram (6)

## Borough Park

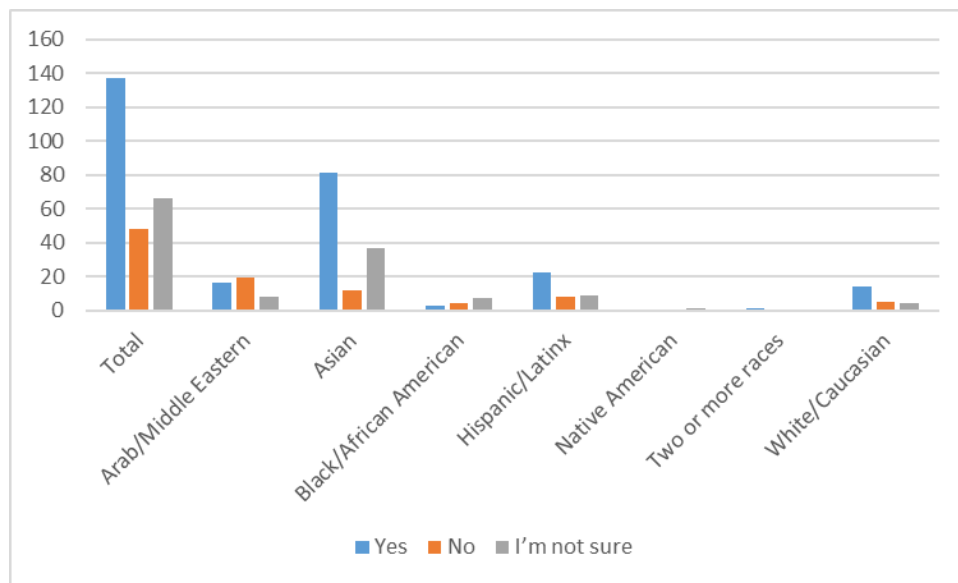
The following data shows that most surveyed Borough Park residents had not been tested for COVID-19 because they did not feel sick. The majority of respondents (55%) plan to be vaccinated once eligible, especially across Asian, Hispanic/Latinx, and White/Caucasian respondents. However, Black/African American respondents were the most divided in their responses – yes (21%), no (29%), I’m not sure (50%). The most common response (74%) for not taking the COVID-19 vaccine was concern about the side effects. Notably, more than a third of Arab/Middle Eastern respondents (37%) identified trust as a barrier to getting vaccinated. The most trusted source of information about COVID-19 in Borough Park were doctors or medical professionals. Interestingly, while most respondents heavily preferred doctors/medical professionals, Black/African American respondents were the most divided into their responses – doctors/medical professionals (64%), NYC Health Department (50%), I’m not sure (43%). The majority of Borough Park respondents ranked healthcare providers as the most effective way to reach the most people. An even distribution of Tik Tok, Instagram, and Facebook were ranked second and third.

### What are some of the reasons why you haven’t been tested?

Race/Ethnicity	Total	I haven’t felt sick	I don’t have enough time	I was worried about being exposed to others who might have COVID-19
<b>Total</b>	<b>107</b>	<b>84</b>	<b>23</b>	<b>21</b>
Arab/Middle Eastern	24	18	6	2
Asian	57	46	11	10
Black/African American	4	3	0	2
Hispanic/Latinx	13	11	2	3
Two or more races	1	1	1	0
White/Caucasian	8	5	3	1

If you have NOT been vaccinated, do you plan to be vaccinated when you are eligible? (Also depicted in chart below.)

Race/Ethnicity	Total	Yes	No	I'm not sure
<b>Total</b>	<b>251</b>	<b>137</b>	<b>48</b>	<b>66</b>
Arab/Middle Eastern	43	16	19	8
Asian	130	81	12	37
Black/African American	14	3	4	7
Hispanic/Latinx	39	22	8	9
Native American	1	0	0	1
Two or more races	1	1	0	0
White/Caucasian	23	14	5	4



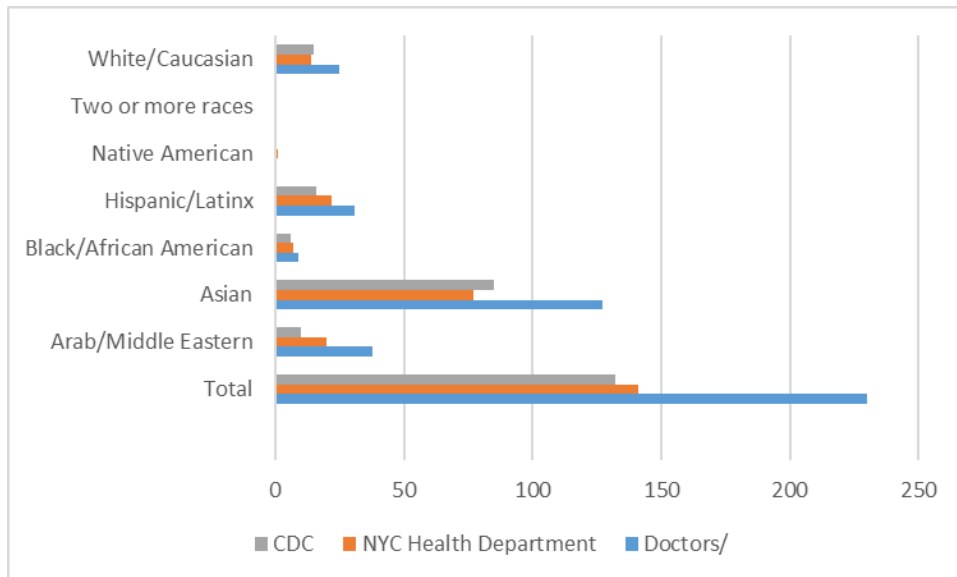
If you do not want to take the COVID-19 vaccine, or are unsure about it, why?

Race/Ethnicity	Total	I am worried about the side effects	I don't trust that the vaccine is safe because it was produced so quickly	I don't trust that the vaccine is safe because of the history of harmful medical experimentation on people
<b>Total</b>	<b>114</b>	<b>84</b>	<b>40</b>	<b>33</b>
Arab/Middle Eastern	27	16	10	10
Asian	49	40	15	12
Black/African American	11	9	6	5
Hispanic/Latinx	17	12	8	6
Native American	1	1	1	0

White/Caucasian	9	6	0	0
-----------------	---	---	---	---

**Who are your most trusted sources of information about COVID-19?**

Race/Ethnicity	Total	Doctors/ medical professionals	NYC Health Department	CDC
<b>Total</b>	<b>266</b>	<b>230</b>	<b>141</b>	<b>132</b>
Arab/Middle Eastern	46	38	20	10
Asian	137	127	77	85
Black/African American	14	9	7	6
Hispanic/Latinx	40	31	22	16
Native American	1	0	1	0
Two or more races	1	0	0	0
White/Caucasian	27	25	14	15



From your perspective, what are the top 3 ways to reach the most people with information about vaccines and testing?

Race/Ethnicity	Count	Top 3 Choices
<b>Total</b>	<b>264</b>	
<b>Arab/Middle Eastern</b>	46	Healthcare providers Tik Tok Healthcare providers (8), Instagram (6), Tik Tok (5), YouTube (5)
<b>Asian</b>	137	Healthcare providers Tik Tok Tik Tok (20), Instagram (15), YouTube (14)
<b>Black/African American</b>	14	Healthcare providers Tik Tok (2), healthcare providers (2), clergy (2), virtual town halls (2) Healthcare providers, Instagram
<b>Hispanic/Latinx</b>	40	Healthcare providers Facebook Email
<b>White/Caucasian</b>	27	Healthcare providers Instagram Tik Tok

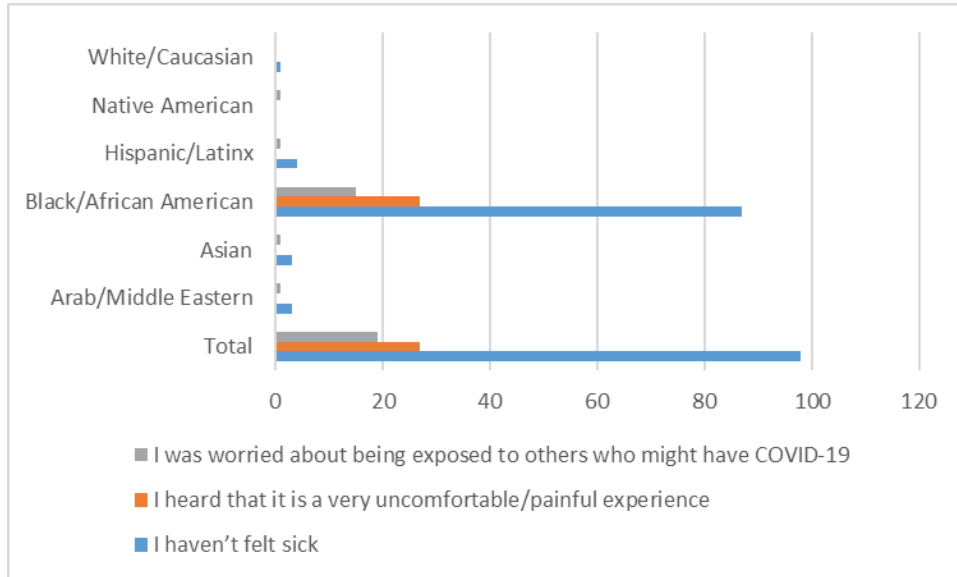
## Canarsie – Flatlands

The following data shows that most surveyed Canarsie – Flatlands residents had not been tested for COVID-19 because they did not feel sick. Notably, the only respondents who chose “I heard that it is a very uncomfortable/painful experience” as a barrier to getting tested were Black/African American. The majority of respondents do not plan to be vaccinated once eligible (43%) or were not sure (37%). The most common response (75%) as a reason for not wanting to take the COVID-19 vaccine was concern about the side effects. The most trusted source of information about COVID-19 in Borough Park were doctors or medical professionals. The majority of Canarsie-Flatlands respondents ranked healthcare providers as the most effective way to reach the most people. Instagram was ranked second. Healthcare providers were also the most likely to be selected as the third most effective way to reach the most people, followed by YouTube (27) and Instagram (26).

**What are some of the reasons why you haven’t been tested? (Also depicted in chart below.)**

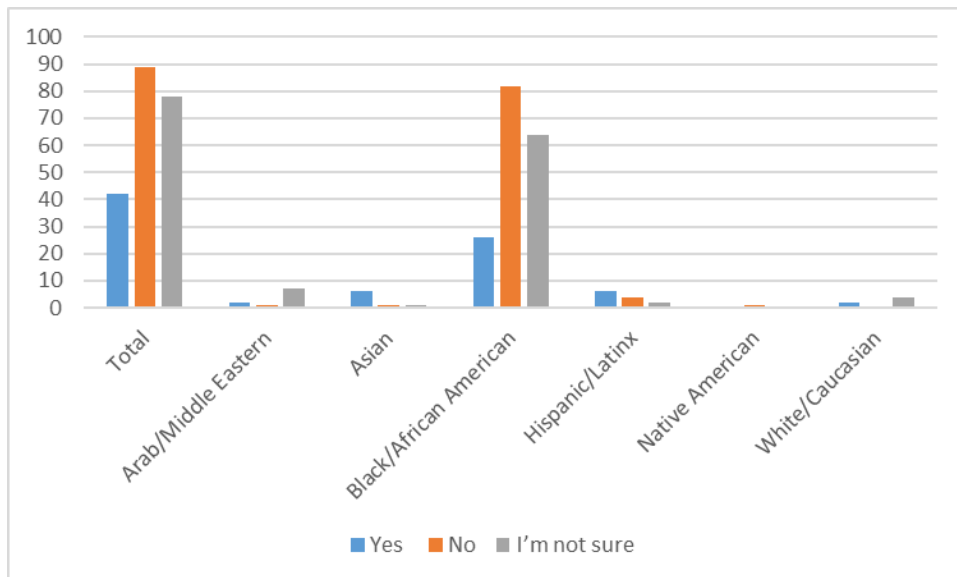
Race/Ethnicity	Total	I haven’t felt sick	I heard that it is a very uncomfortable/painful experience	I was worried about being exposed to others who might have COVID-19
<b>Total</b>	<b>123</b>	<b>98</b>	<b>27</b>	<b>19</b>
Arab/Middle Eastern	3	3	0	1
Asian	4	3	0	1
Black/African American	107	87	27	15
Hispanic/Latinx	7	4	0	1
Native American	1	0	0	1
White/Caucasian	1	1	0	0





**If you have NOT been vaccinated, do you plan to be vaccinated when you are eligible? (Also depicted in chart below.)**

Race/Ethnicity	Total	Yes	No	I'm not sure
<b>Total</b>	<b>209</b>	<b>42</b>	<b>89</b>	<b>78</b>
Arab/Middle Eastern	10	2	1	7
Asian	8	6	1	1
Black/African American	172	26	82	64
Hispanic/Latinx	12	6	4	2
Native American	1	0	1	0
White/Caucasian	6	2	0	4



**If you do not want to take the COVID-19 vaccine, or are unsure about it, why?**

Race/Ethnicity	Total	I'm worried about the side effects	I don't trust that the vaccine is safe because it was produced so quickly	I feel more comfortable with natural/herbal remedies
<b>Total</b>	<b>167</b>	<b>126</b>	<b>85</b>	<b>54</b>
Arab/Middle Eastern	8	4	7	2
Asian	2	1	2	0
Black/African American	146	112	72	50
Hispanic/Latinx	6	4	2	1
Native American	1	1	1	1
White/Caucasian	4	4	1	0

**Who are your most trusted sources of information about COVID-19?**

Race/Ethnicity	Total	Doctors/medical professionals	NYC Health Department	CDC
<b>Total</b>	<b>235</b>	<b>175</b>	<b>118</b>	<b>115</b>
Arab/Middle Eastern	11	11	3	5
Asian	8	7	4	4
Black/African American	191	135	96	101
Hispanic/Latinx	17	14	8	4
Native American	1	1	1	0
White/Caucasian	7	7	6	1

**From your perspective, what are the top 3 ways to reach the most people with information about vaccines and testing?**

Race/Ethnicity	Count	Top 3 Choices
<b>Total</b>	<b>234</b>	
<b>Arab/Middle Eastern</b>	11	Healthcare providers Facebook (2), Instagram (2), YouTube (2) YouTube, Instagram, phone
<b>Asian</b>	8	Healthcare providers YouTube, healthcare providers, texts Tik Tok
<b>Black/African American</b>	191	Healthcare providers Instagram Healthcare providers (24), YouTube (24), Instagram (22)
<b>Hispanic/Latinx</b>	17	Healthcare providers Facebook (5), email (5), healthcare providers (5)

		Healthcare providers (6), postal mail (4)
<b>White/Caucasian</b>	7	Healthcare providers YouTube Virtual town hall

## Coney Island – Sheepshead Bay

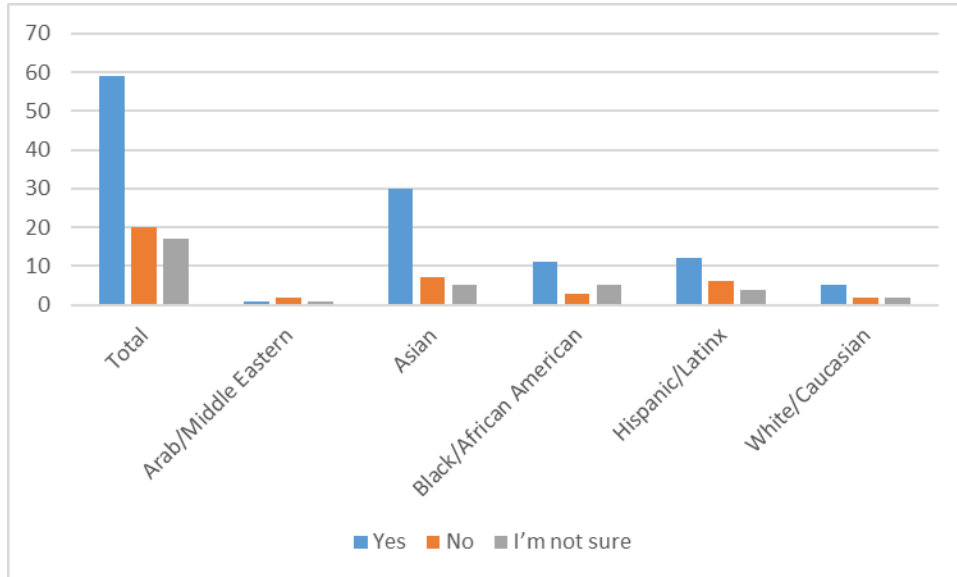
The following data shows that most surveyed Coney Island – Sheepshead Bay residents had not been tested for COVID-19 because they did not feel sick. 21% of residents surveyed did not plan to be vaccinated once eligible. The most common response (68%) for not wanting to take the COVID-19 vaccine was concern about the side effects. The most trusted source of information about COVID-19 in Coney Island – Sheepshead Bay were doctors or medical professionals. The majority of respondents in Coney Island and Sheepshead Bay ranked healthcare providers as the most effective way to reach the most people. Facebook was ranked second, and Tik Tok was rated third.

### What are some of the reasons why you haven't been tested?

Race/Ethnicity	Total	I haven't felt sick	I was worried about being exposed to others who might have COVID-19	I heard that it is a very uncomfortable/painful experience
<b>Total</b>	<b>48</b>	<b>35</b>	<b>13</b>	<b>11</b>
Arab/Middle Eastern	1	0	0	1
Asian	21	16	6	3
Black/African American	16	11	5	5
Hispanic/Latinx	7	5	0	1
Native American	1	1	1	0
White/Caucasian	2	2	1	1

### If you have NOT been vaccinated, do you plan to be vaccinated when you are eligible? (Also depicted in chart on following page.)

Race/Ethnicity	Total	Yes	No	I'm not sure
<b>Total</b>	<b>96</b>	<b>59</b>	<b>20</b>	<b>17</b>
Arab/Middle Eastern	4	1	2	1
Asian	42	30	7	5
Black/African American	19	11	3	5
Hispanic/Latinx	22	12	6	4
White/Caucasian	9	5	2	2



Above: If you have NOT been vaccinated, do you plan to be vaccinated when you are eligible?

**If you do not want to take the COVID-19 vaccine, or are unsure about it, why?**

Race/Ethnicity	Total	I am worried about the side effects	I don't trust the vaccine is safe because it was produced so quickly	I don't trust the vaccine is safe because of the history of harmful medical experimentation on people
<b>Total</b>	<b>37</b>	<b>25</b>	<b>19</b>	<b>7</b>
Arab/Middle Eastern	3	1	1	1
Asian	12	8	6	0
Black/African American	8	5	3	3
Hispanic/Latinx	10	9	7	3
White/Caucasian	4	2	2	0

**Who are your most trusted sources of information about COVID-19?**

Race/Ethnicity	Total	Doctors/ medical professionals	CDC	Close friends and family
<b>Total</b>	<b>115</b>	<b>104</b>	<b>63</b>	<b>42</b>
Arab/Middle Eastern	5	5	0	4
Asian	45	40	29	17
Black/African American	27	25	12	3
Hispanic/Latinx	27	23	14	13
Native American	1	1	1	1
White/Caucasian	10	10	7	4

**From your perspective, what are the top 3 ways to reach the most people with information about vaccines and testing?**

Race/Ethnicity	Count	Top 3 Choices
<b>Total</b>	<b>114</b>	
<b>Arab/Middle Eastern</b>	5	Healthcare providers Instagram (2), Facebook (2), YouTube (1), postal mail (1) Postal mail
<b>Asian</b>	45	Healthcare providers Facebook Tik Tok, TV ads, Instagram
<b>Black/African American</b>	27	Healthcare providers Instagram (5), Facebook (4) Tik Tok
<b>Hispanic/Latinx</b>	27	Healthcare providers Twitter (6), Instagram (4) Email (7), Twitter (5)
<b>White/Caucasian</b>	10	Healthcare providers Facebook (2), Instagram (2) Tik Tok, virtual town hall

## Downtown Brooklyn

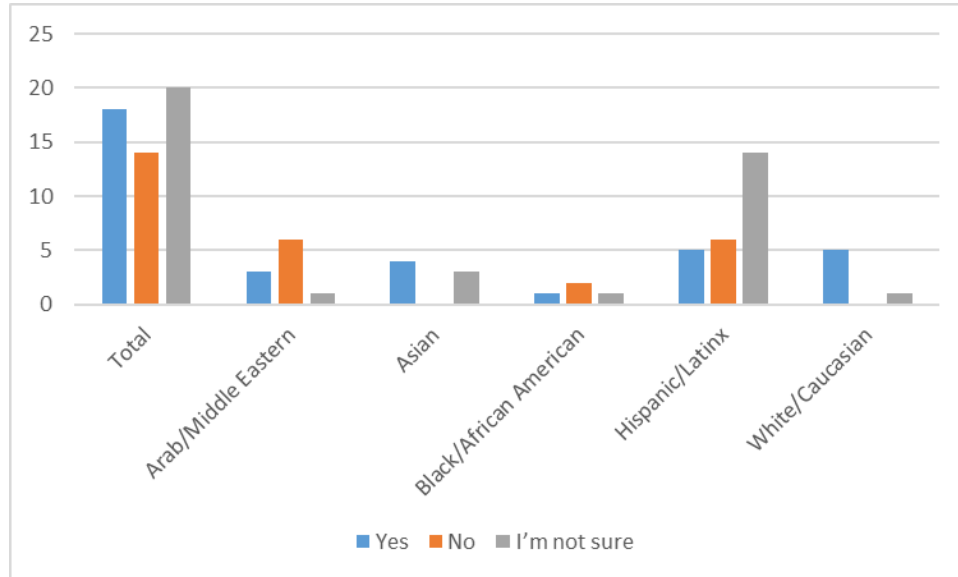
The following data shows that most surveyed Downtown Brooklyn residents had not been tested for COVID-19 because they did not feel sick. 27% of residents surveyed did not plan to be vaccinated once eligible; 35% saying they plan to be vaccinated, and 38% saying they were not sure. The most common response (85%) as a reason for not wanting to take the COVID-19 vaccine was concern about the side effects. The most trusted source of information about COVID-19 in Downtown Brooklyn were doctors or medical professionals. The majority of respondents in Downtown Brooklyn ranked healthcare providers as the most effective way to reach the most people. Facebook and radio were ranked second, and text messages were rated third.

### What are some of the reasons why you haven't been tested?

Race/Ethnicity	Total	I haven't felt sick	I was worried about being exposed to others who might have COVID-19	I heard it is a very uncomfortable/painful experience
<b>Total</b>	<b>24</b>	<b>17</b>	<b>6</b>	<b>4</b>
Arab/Middle Eastern	6	4	0	0
Asian	6	4	0	0
Black/African American	2	2	0	1
Hispanic/Latinx	7	4	5	3
White/Caucasian	3	3	1	0

### If you have NOT been vaccinated, do you plan to be vaccinated when you are eligible? (Also depicted in chart on following page.)

Race/Ethnicity	Total	Yes	No	I'm not sure
<b>Total</b>	<b>52</b>	<b>18</b>	<b>14</b>	<b>20</b>
Arab/Middle Eastern	10	3	6	1
Asian	7	4	0	3
Black/African American	4	1	2	1
Hispanic/Latinx	25	5	6	14
White/Caucasian	6	5	0	1



Above: If you have NOT been vaccinated, do you plan to be vaccinated when you are eligible?

**If you do not want to take the COVID-19 vaccine, or are unsure about it, why?**

	Total	I am worried about side effects	I don't trust that the vaccine is safe because it was produced so quickly	I don't trust that the vaccine is safe because of the history of harmful medical experimentation on people
<b>Total</b>	<b>34</b>	<b>29</b>	<b>18</b>	<b>10</b>
Arab/Middle Eastern	7	6	2	2
Asian	3	3	1	0
Black/African American	3	2	2	1
Hispanic/Latinx	20	17	12	7
White/Caucasian	1	1	1	0

**Who are your most trusted sources of information about COVID-19?**

Race/Ethnicity	Total	Doctors/medical professionals	NYC Health Department	CDC
<b>Total</b>	<b>64</b>	<b>53</b>	<b>39</b>	<b>28</b>
Arab/Middle Eastern	12	10	7	1
Asian	9	7	4	2
Black/African American	5	3	4	2
Hispanic/Latinx	26	21	18	17
White/Caucasian	12	12	6	6



From your perspective, what are the top 3 ways to reach the most people with information about vaccines and testing?

Race/Ethnicity	Count	Top 3 Choices
<b>Total</b>	<b>64</b>	
<b>Arab/Middle Eastern</b>	12	Healthcare providers Facebook and Instagram YouTube (4) and Tik Tok (3)
<b>Asian</b>	9	Healthcare providers Tik Tok Clergy
<b>Black/African American</b>	5	Healthcare providers Radio, Twitter, Snapchat Healthcare providers (2), text message (1), flyers (1), phone call (1)
<b>Hispanic/Latinx</b>	26	Healthcare providers Radio (7), Facebook (5) Text messages
<b>White/Caucasian</b>	12	Healthcare providers Twitter (3), TV ads (2) Postal mail

## East Flatbush and Flatbush

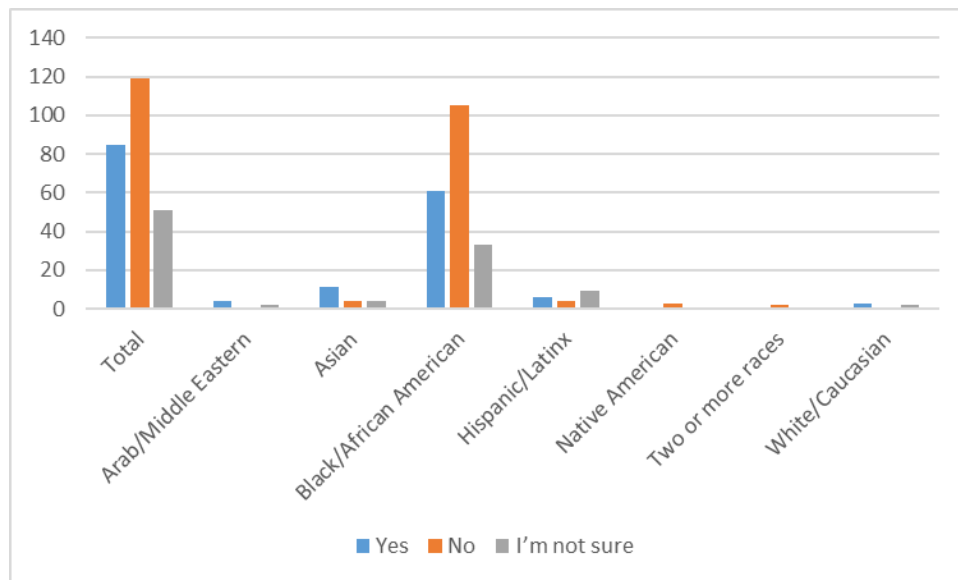
The following data shows that most surveyed East Flatbush residents (82%) had not been tested for COVID-19 because they did not feel sick. Nearly half of residents surveyed (47%) did not plan to be vaccinated once eligible; the other half were split, with 33% saying they plan to be vaccinated and 20% saying they were not sure. This was not true across all racial or ethnic groups surveyed: the majority of Arab/Middle Eastern, Asian, and Hispanic/Latinx respondents said that they plan to be vaccinated once eligible. Conversely, 53% of the Black/African American population stated they do not intend to vaccinate. The most common response (78%) for not wanting to take the COVID-19 vaccine was concern about the side effects. 31% of the Black/African American respondents stated that they feel more comfortable with natural/herbal remedies as opposed to receiving the vaccine. The most trusted source of information about COVID-19 in East Flatbush were doctors or medical professionals. The majority of respondents in East Flatbush and Flatbush ranked healthcare providers as the most effective way to reach the most people. Instagram was rated second, and YouTube (41) and Instagram (37) were rated third.

### What are some of the reasons why you haven't been tested?

Race/Ethnicity	Total	I haven't felt sick	I heard that it is a very uncomfortable/painful experience	I don't have enough time
<b>Total</b>	<b>148</b>	<b>122</b>	<b>27</b>	<b>21</b>
Arab/Middle Eastern	0	0	0	0
Asian	8	3	5	1
Black/African American	122	101	22	17
Hispanic/Latinx	2	10	0	3
Native American	2	2	0	0
Two or more races	2	2	0	0
White/Caucasian	4	4	0	0

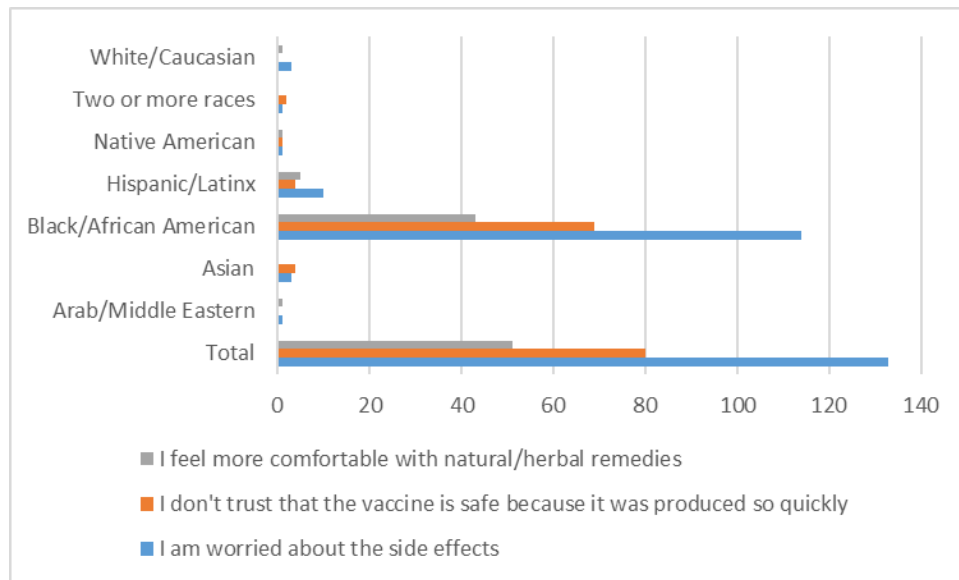
**If you have NOT been vaccinated, do you plan to be vaccinated when you are eligible?**

Race/Ethnicity	Total	Yes	No	I'm not sure
<b>Total</b>	<b>255</b>	<b>85</b>	<b>119</b>	<b>51</b>
Arab/Middle Eastern	6	4	0	2
Asian	19	11	4	4
Black/African American	199	61	105	33
Hispanic/Latinx	19	6	4	9
Native American	3	0	3	0
Two or more races	3	0	2	1
White/Caucasian	6	3	1	2



**If you do not want to take the COVID-19 vaccine, or are unsure about it, why? (Also depicted on following page.)**

Race/Ethnicity	Total	I am worried about the side effects	I don't trust that the vaccine is safe because it was produced so quickly	I feel more comfortable with natural/herbal remedies
<b>Total</b>	<b>170</b>	<b>133</b>	<b>80</b>	<b>51</b>
Arab/Middle Eastern	2	1	0	1
Asian	8	3	4	0
Black/African American	138	114	69	43
Hispanic/Latinx	13	10	4	5
Native American	3	1	1	1
Two or more races	3	1	2	0
White/Caucasian	3	3	0	1



Above: If you do not want to take the COVID-19 vaccine, or are unsure about it, why?

**Who are your most trusted sources of information about COVID-19?**

Race/Ethnicity	Total	Doctors/ medical professionals	NYC Health Department	CDC
<b>Total</b>	<b>286</b>	<b>199</b>	<b>178</b>	<b>149</b>
Arab/Middle Eastern	8	7	3	1
Asian	21	17	11	14
Black/African American	219	142	140	123
Hispanic/Latinx	26	25	21	7
Native American	3	1	0	0
Two or more races	3	1	1	0
White/Caucasian	6	6	2	4

From your perspective, what are the top 3 ways to reach the most people with information about vaccines and testing?

Race/Ethnicity	Count	Top 3 Choices
<b>Total</b>	<b>280</b>	
<b>Arab/Middle Eastern</b>	8	Healthcare providers Instagram Instagram (2), Twitter (2)
<b>Asian</b>	21	Healthcare providers Tik Tok (4), healthcare providers (3), YouTube (3) Instagram (4), Twitter (4)
<b>Black/African American</b>	219	Healthcare providers Instagram YouTube
<b>Hispanic/Latinx</b>	26	Healthcare providers Twitter (6), Instagram (5) Email (5), Twitter (4)
<b>White/Caucasian</b>	6	Healthcare providers Twitter Twitter

## East New York

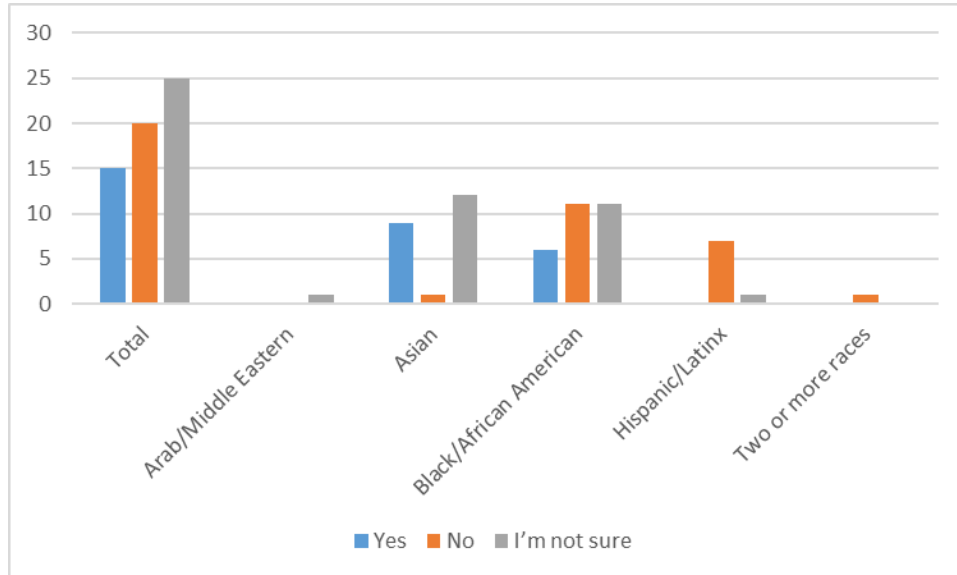
The following data shows that most surveyed East New York residents (84%) had not been tested for COVID-19 because they did not feel sick. 33% of residents surveyed did not plan to be vaccinated once eligible; the remaining respondents were split, with 25% saying they plan to be vaccinated and 42% saying they were not sure. The most common response (82%) as a reason for not wanting to take the COVID-19 vaccine was concern about the side effects. While it didn't resonate as an overall top choice for all respondents, 68% of the Black/African American surveyed stated that they feel more comfortable with natural/herbal remedies as opposed to receiving the vaccine. The most trusted source of information about COVID-19 in East New York were doctors or medical professionals. The majority of East New York respondents ranked healthcare providers as the most effective way to reach the most people. Facebook (11) and postal mail (10) were rated second, and Instagram was ranked third.

### What are some of the reasons why you haven't been tested?

Race/Ethnicity	Total	I haven't felt sick	I don't have enough time	I was worried about being exposed to others who might have COVID-19
<b>Total</b>	<b>31</b>	<b>26</b>	<b>13</b>	<b>9</b>
Asian	11	8	8	1
Black/African American	14	14	3	4
Hispanic/Latinx	6	4	2	4

### If you have NOT been vaccinated, do you plan to be vaccinated when you are eligible?

Race/Ethnicity	Total	Yes	No	I'm not sure
<b>Total</b>	<b>60</b>	<b>15</b>	<b>20</b>	<b>25</b>
Arab/Middle Eastern	1	0	0	1
Asian	22	9	1	12
Black/African American	28	6	11	11
Hispanic/Latinx	8	0	7	1
Two or more races	1	0	1	0



Above: If you have NOT been vaccinated, do you plan to be vaccinated when you are eligible?

**If you do not want to take the COVID-19 vaccine, or are unsure about it, why?**

Race/Ethnicity	Total	I am worried about the side effects	I don't trust that the vaccine is safe because it was produced so quickly	I don't trust that the vaccine is safe because of the history of harmful medical experimentation on people
<b>Total</b>	<b>45</b>	<b>37</b>	<b>27</b>	<b>19</b>
Arab/Middle Eastern	1	0	1	0
Asian	13	10	4	1
Black/African American	22	20	13	11
Hispanic/Latinx	8	6	8	6
Two or more races	1	1	1	1

**Who are your most trusted sources of information about COVID-19?**

Race/Ethnicity	Total	Doctors/ medical professionals	CDC	NYC Health Department
<b>Total</b>	<b>71</b>	<b>63</b>	<b>48</b>	<b>47</b>
Arab/Middle Eastern	2	1	0	1
Asian	29	28	24	22
Black/African American	29	26	22	21
Hispanic/Latinx	10	7	2	3
Native American	0	N/A	N/A	N/A
Two or more races	1	1	0	0
White/Caucasian	0	N/A	N/A	N/A

**From your perspective, what are the top 3 ways to reach the most people with information about vaccines and testing?**

Race/Ethnicity	Count	Top 3 Choices
<b>Total</b>	<b>70</b>	
<b>Arab/Middle Eastern</b>	2	Healthcare providers and YouTube Facebook and healthcare providers Instagram and clergy
<b>Asian</b>	29	Healthcare providers Facebook Instagram (5), email (5), Facebook (5), phone (5)
<b>Black/African American</b>	29	Healthcare providers Postal Mail TV ads
<b>Hispanic/Latinx</b>	10	Healthcare providers Postal Mail TV
<b>White/Caucasian</b>	0	N/A



## Sunset Park

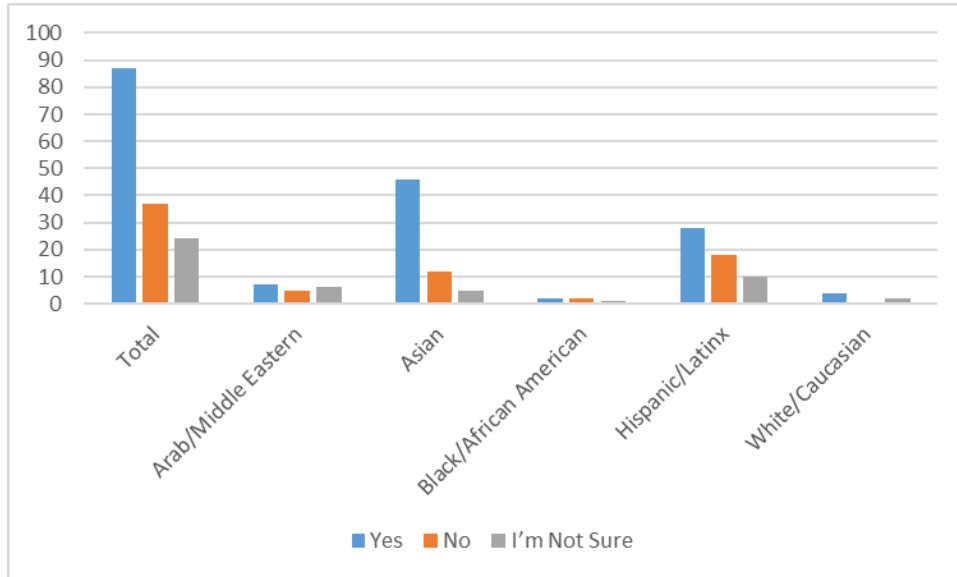
The following data shows that most surveyed Sunset Park persons have not been tested for COVID-19 because they have not felt sick and planned to be vaccinated when eligible. Notably, 73% of Asians and 50% of Hispanics surveyed said yes to being vaccinated when eligible. Persons who said no/unsure about taking the vaccine were worried about side effects, which was the number one reason amongst all races/ethnicities. The most trusted sources of information about COVID-19 in Sunset Park were doctors or medical professionals; however, the data showed that Hispanics/Latinx and Arab/Middle Eastern races/ethnicities trust close friends and family more than the NYC Health Department. The majority of respondents in Sunset Park ranked healthcare providers as the most effective way to reach the most people. Facebook was rated second, and Instagram and Twitter were rated third.

### What are some of the reasons why you haven't been tested?

Race/Ethnicity	Total	I haven't felt sick	I heard that it is a very uncomfortable/painful experience	I was worried about being exposed to others who might have COVID-19
<b>Total</b>	<b>85</b>	<b>62</b>	<b>25</b>	<b>21</b>
Arab/Middle Eastern	9	5	2	1
Asian	40	29	13	12
Black/African American	4	3	1	0
Hispanic/Latinx	30	23	9	8
White/Caucasian	2	2	0	0

### If you have NOT been vaccinated, do you plan to be vaccinated when you are eligible? (Also depicted on the following page.)

Race/Ethnicity	Total	Yes	No	I'm Not Sure
<b>Total</b>	<b>148</b>	<b>87</b>	<b>37</b>	<b>24</b>
Arab/Middle Eastern	18	7	5	6
Asian	63	46	12	5
Black/African American	5	2	2	1
Hispanic/Latinx	56	28	18	10
White/Caucasian	6	4	0	2



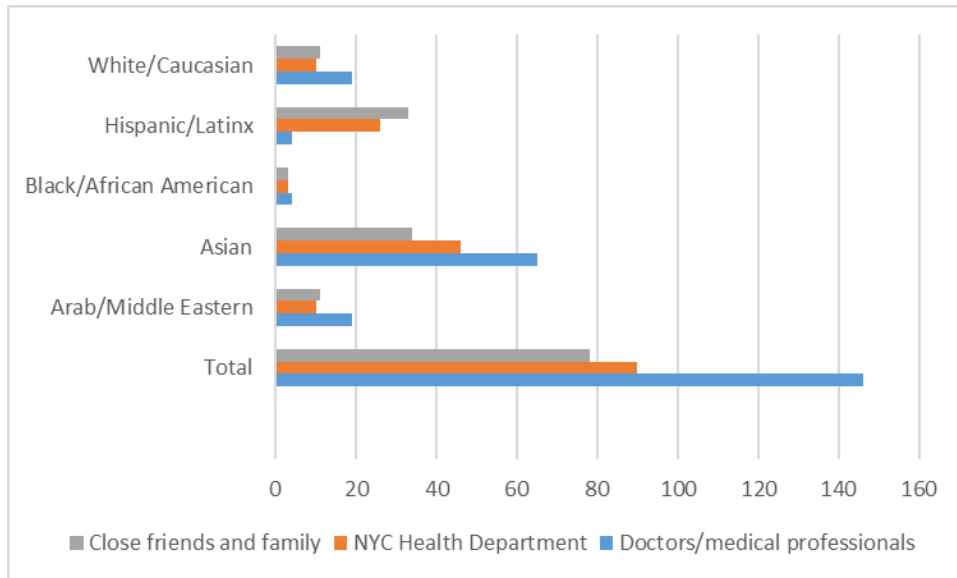
Above: If you have NOT been vaccinated, do you plan to be vaccinated when you are eligible?

**If you do not want to take the COVID-19 vaccine, or are unsure about it, why?**

Race/Ethnicity	Total	I am worried about side effects	I don't trust that the vaccine is safe because it was produced so quickly	I don't trust that the vaccine is safe because of the history of harmful medical experimentation on people
<b>Total</b>	<b>61</b>	<b>49</b>	<b>28</b>	<b>24</b>
Arab/Middle Eastern	11	9	4	3
Asian	17	14	8	7
Black/African American	3	2	2	1
Hispanic/Latinx	28	22	14	12
White/Caucasian	2	2	0	1

**Who are your most trusted sources of information about COVID-19?**

Race/Ethnicity	Total	Doctors/ medical professionals	NYC Health Department	Close friends and family
<b>Total</b>	<b>176</b>	<b>146</b>	<b>90</b>	<b>78</b>
Arab/Middle Eastern	20	19	10	11
Asian	75	65	46	34
Black/African American	6	4	3	3
Hispanic/Latinx	67	4	26	33
White/Caucasian	20	19	10	11



From your perspective, what are the top 3 ways to reach the most people with information about vaccines and testing?

Race/Ethnicity	Count	Top 3 Choices
<b>Total</b>	<b>176</b>	
<b>Arab/Middle Eastern</b>	20	Healthcare providers YouTube Twitter (4), virtual town hall (3), Tik Tok (3)
<b>Asian</b>	75	Healthcare providers YouTube (9), Instagram (8), Twitter (8), TV ads (7) Twitter (10), TV ads (7)
<b>Black/African American</b>	6	Healthcare providers Facebook, YouTube, Tik Tok Instagram
<b>Hispanic/Latinx</b>	67	Healthcare providers Facebook YouTube (10), email (9)
<b>White/Caucasian</b>	8	Healthcare providers Email Facebook, TV ads, clergy

## Williamsburg - Bushwick

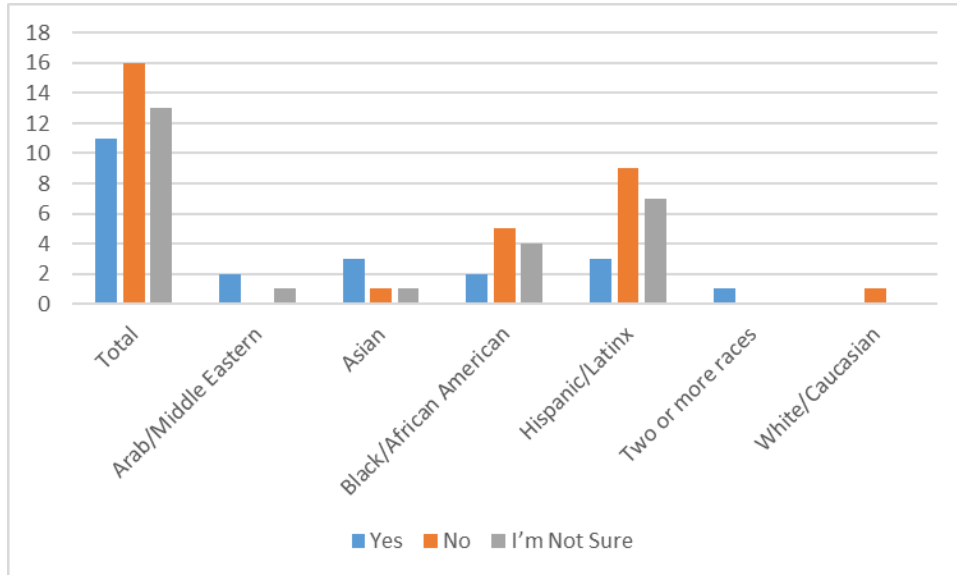
Based on the data, very few Williamsburg residents expressed why they have not been tested for COVID-19; those who responded have not been tested for COVID-19 because they haven't felt sick. Though most of these residents plan to be vaccinated, more than 40% of Black/African Americans and Hispanics/Latinx do not intend to get vaccinated when eligible. 78% of Black/African Americans said no or are unsure about the vaccine because they are worried about side effects. 100% of Arabs/Middle Eastern and Black/African Americans and 85% of Hispanics/Latinx trust doctors/medical professionals most as their source of information. The majority of respondents in Williamsburg and Bushwick ranked healthcare providers as the most effective way to reach the most people. Facebook was rated second, and TV ads were rated third.

### What are some of the reasons why you haven't been tested?

Race/Ethnicity	Total	I haven't felt sick	I don't know where to go	I heard that it is a very uncomfortable/painful experience
<b>Total</b>	<b>7</b>	<b>4</b>	<b>2</b>	<b>1</b>
Black/African American	3	1	2	1
Hispanic/Latinx	3	2	0	0
White/Caucasian	1	1	0	0

### If you have NOT been vaccinated, do you plan to be vaccinated when you are eligible? (Also depicted on following page.)

Race/Ethnicity	Total	Yes	No	I'm Not Sure
<b>Total</b>	<b>40</b>	<b>11</b>	<b>16</b>	<b>13</b>
Arab/Middle Eastern	3	2	0	1
Asian	5	3	1	1
Black/African American	11	2	5	4
Hispanic/Latinx	19	3	9	7
Two or more races	1	1	0	0
White/Caucasian	1	0	1	0



Above: If you have NOT been vaccinated, do you plan to be vaccinated when you are eligible?

**If you do not want to take the COVID-19 vaccine, or are unsure about it, why?**

Race/Ethnicity	Total	I am worried about side effects	I don't trust the vaccine because it was produced so quickly	I don't trust that the vaccine is safe because of the history of medical experimentation on people
<b>Total</b>	<b>29</b>	<b>16</b>	<b>6</b>	<b>5</b>
Arab/Middle Eastern		1	1	0
Asian		2	2	0
Black/African American		9	7	4
Hispanic/Latinx		16	5	2
White/Caucasian		1	1	0

## 2021 "RAPID PAR" Survey Tool

### **UNDERSTANDING BARRIERS TO COVID-19 TESTING AND VACCINATION IN BROOKLYN**

**Surveyor's name (one field for first; one for last)**

---

Hello, Friend or Family Member!

I am working with the Participatory Action Research team at Maimonides Medical Center to learn more about how people in Brooklyn are thinking about COVID-19, especially regarding testing and vaccination.

The survey takes between 10-15 minutes to answer. All of your responses will be confidential. Do you have enough time? Can I go ahead and ask you?

---

**Zip Code**

---

**1. Has COVID-19 directly affected you in any of the following ways? (check all that apply)**

I had COVID-19

A household member had COVID-19

A family member or friend had COVID-19

I was hospitalized with COVID-19

Someone in my household was hospitalized with COVID-19

A family member, friend or co-worker has been hospitalized with COVID-19

Someone in my immediate family died from COVID-19

A family member, friend or co-worker died from COVID-19

No, COVID-19 has not affected me in any of these ways

Other \_\_\_\_\_

**2. Are you a public-facing worker?** (Public-facing workers include jobs that require you to interact with the general public, for example: health care workers, grocery workers, school district faculty/staff, public transit employee, nursing home/other congregate care staff, firefighter/police/public safety staff, taxi/car service drivers, postal workers, delivery people, retail workers)

Yes

No

**WE HAVE TWO QUESTIONS ABOUT TESTING THAT WE WOULD LIKE TO ASK YOU:**

**3. Have you been tested for the COVID-19 virus?**

Yes (If yes, go to QUESTION 4)

No (If no, go to QUESTION 6)

**4. If yes, how many times have you been tested?** [INSERT NUMBER]

**5. If yes, what caused you to get the test?**

I wasn't feeling well

It was mandated by my job

I was exposed to someone who tested positive

COVID levels in my neighborhood are high

I have a public-facing job

I'm in a high-risk category

I had to get tested because it was required by my job/school

Other: \_\_\_\_\_

**6. If no, what are some of the reasons why you haven't been tested? (check all that apply)**

I haven't felt sick

I don't know where to go

It was difficult to schedule an appointment online

I don't have insurance and/or I don't have enough money to cover the costs

It is difficult for me to travel to a testing center/transportation is difficult (either a far distance or expensive)

I was worried about being exposed to others who might have COVID-19

I heard that it is a very uncomfortable/painful experience

I only want the rapid test but it has not been available

I don't have enough time

Other \_\_\_\_\_

**7. How would you suggest improving the testing experience?**



**NOW WE HAVE THREE QUESTIONS ABOUT VACCINES THAT WE WOULD LIKE TO ASK YOU:**

**8. . Have you gotten your first and/or second COVID-19 vaccinations?**

Yes, I have been vaccinated (If yes, go to QUESTION 11)

Yes, I plan to be vaccinated (If no, go to QUESTION 9)

**9. If you have NOT been vaccinated, do you plan to be vaccinated when you are eligible?**

Yes ( If yes, go to QUESTION 11)

No ( If no, go to QUESTION 10)

**10. If you do not want to take the COVID-19 vaccine, or are unsure about it, why? (select all that apply)**

I am worried about side effects

I know someone who had an adverse reaction and I don't want to experience that

I have had a bad reaction and/or an allergic reaction to a vaccine before

I don't trust that the vaccine is safe because it was produced so quickly

I don't trust that the vaccine is safe because of the history of harmful medical experimentation on people

I feel more comfortable with natural/herbal remedies

I am very skeptical of traditional Western medicine

I believe that vaccines can be harmful

I don't think I need it because I feel that I have a strong immune system

I don't think I need it based on my spiritual/religious beliefs

I already had COVID-19 and think that I have immunity

It's too difficult to get an appointment

Other \_\_\_\_\_

**THE LAST TWO QUESTIONS ARE ABOUT WHAT YOU THINK ARE THE BEST WAYS TO COMMUNICATE WITH PEOPLE ABOUT COVID-19 TESTING AND VACCINES:**

**11. Who are your most trusted sources of information about COVID-19? (check all that apply)**

Doctors/medical professionals

Close friends and family

Clergy/Places of worship (churches, mosques, synagogues)

Community leaders

Union leaders

Elected Officials  
NYC Health Department  
CDC  
Schools  
Community Based Organization or Social Service Organization  
Other \_\_\_\_\_

**12. From your perspective, what are the top 3 ways to reach the most people with information about vaccines and testing?**

Health care providers  
Clergy  
Facebook  
YouTube  
Instagram  
Tik-Tok  
Snapchat  
Twitter  
E-mail  
Postal Mail  
Phone Call  
Text messages  
Virtual town hall  
Street outreach/flyers  
TV ads  
Radio ads

**12. Do you have any questions? I may not be able to answer them myself, but our team would like to document the big questions that people have about testing and vaccination to help improve communication overall.***(Here is where to offer the info/FAQ sheets we have.)*

---

**13. Is there anything else you would like to add?**

---

###

**Would you like to get updates on our research?** Can we contact you in the future for other research efforts?

Yes  
No

If yes, please provide your email

---

If yes, please provide your phone number

---

**Gender**

Female

Male

Non-binary

Transgender

Prefer not to say

**Age**

---

**Race**

Asian/South Asian

Native American

Latina/o

Black/African American

White

Other \_\_\_\_\_